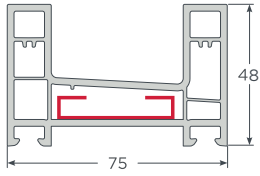
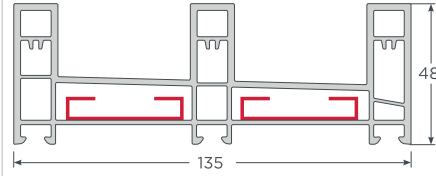


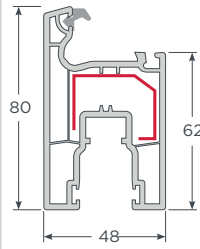
PERFILES PRINCIPALES SLIDING NEW S75



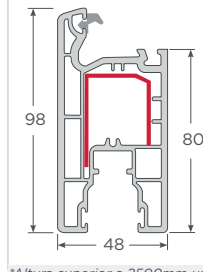
con Apoyo cerradero 9x9 - M
Marco Doble Riel New S75



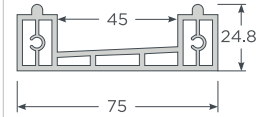
con Apoyo cerradero 9x9 - M
Marco Triple Riel New S75



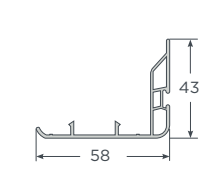
Hoja Corredera 80



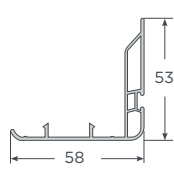
*Altura superior a 2500mm usar Ref. Box Marco Fijo Inclinado
Hoja Corredera 98



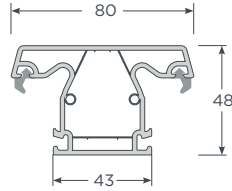
Marco Corredera Sliding S75 Reforzado - Natural



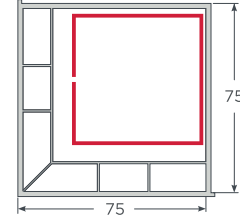
Traslapo Corredera 80



Traslapo Corredera 98



Poste T Corredera



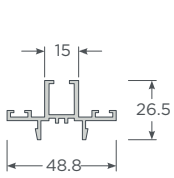
Esquinero 90° 75 mm. Corredera

ACCESORIOS SLIDING NEW S75

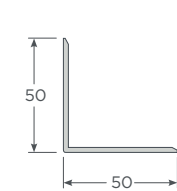


Blanco - Gris - Marrón - Negro
Tope Estanco Corredera S75

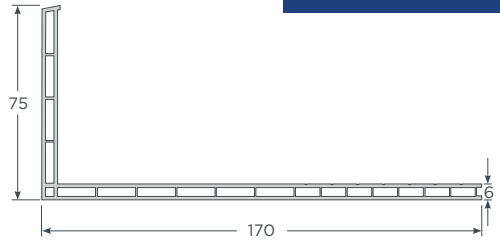
PERFILES COMPLEMENTARIOS SLIDING NEW S75



Adaptador Cuarta Hoja con Felpa



Ángulo Revestimiento 50/50mm

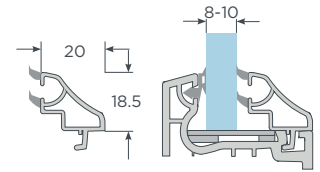


Ángulo Revestimiento 75/170mm

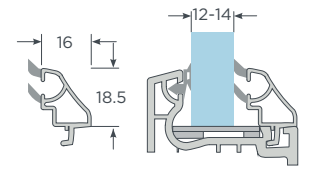


*Perfil Complementario Color Natural
Riel de Aluminio

CONVERSIÓN DE JUNQUILLOS SLIDING

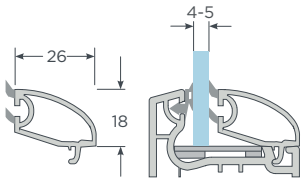


Con junquillo 17-20 S60
Acristalamiento 8-10mm

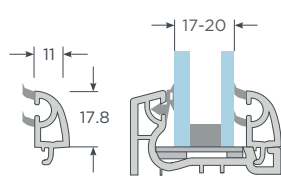


Con junquillo 22-24 S60
Acristalamiento 12-14mm

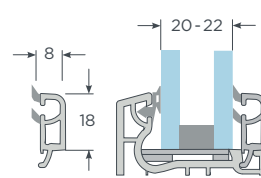
JUNQUILLOS SLIDING NEW S75



Junquillo 4-5mm Corredera

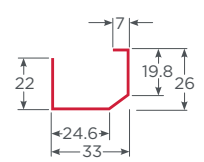


Junquillo 17-20mm Corredera

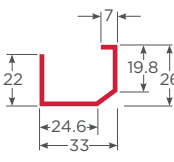


Junquillo 20-22mm Corredera

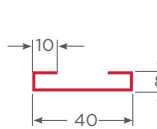
REFUERZOS SLIDING NEW S75



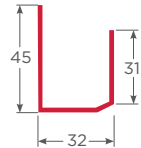
Ref. New Múltiple 1.2mm - TC
PL-CMP-TC-MLT-12



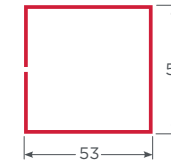
Ref. New Múltiple 2mm - TC
PL-CMP-TC-MLT-2



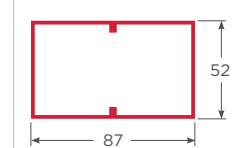
Ref. Marco Sliding Múltiple 1.2mm - TC
PL-SLD-TC-MLT-12



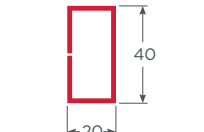
Ref. Hoja Puerta Corredera c/inclinación 2mm - TC
PL-S60-TC-H98-2



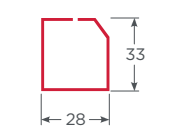
Ref. BOX esquinero 90° Sliding 1.5mm - TC
PL-SLD-TC-EQC-15



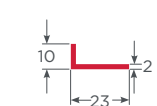
Ref. Tubular 60x100mm 2mm / TC
PL-REF-TC-TUB-2



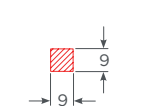
Ref. Inercia 2mm - TC
PL-CMP-TC-INT-2



Ref. Box Marco Fijo Inclinado S60 1.2mm-TC
PL-S60-TC-BMF-12



Ref. Contra Flecha 2mm - TC
PL-CMP-TC-CTF-2



Apoyo Cerradero 9x9
HL-ACC-9X9-APOC-MA

Consultar código de producto